



PROSTAR CMH GROW LAMP (CMH01)

Applications:

Indoor cannabis, green houses, nurseries, hot houses & high tunnels for the horticulture and floriculture industries.

DOUBLE ENDED CMH 630W LAMP

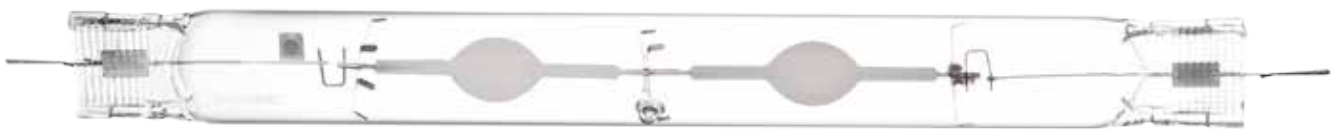
- High efficiency, energy saving
- Superior color quality, excellent PPF value, crisp white light
- Contains precision glasses for enhanced spectral output
- Generates much less heat than HPS and MH lamps
- European PCA (Polycrystalline Alumina) imported from Holland
- Superior light distribution, optimized for increased PAR
- Designed and engineered for plant growth
- High energy levels in blue wavelengths, enhancing healthy root systems and robust plants overall



Double Ended

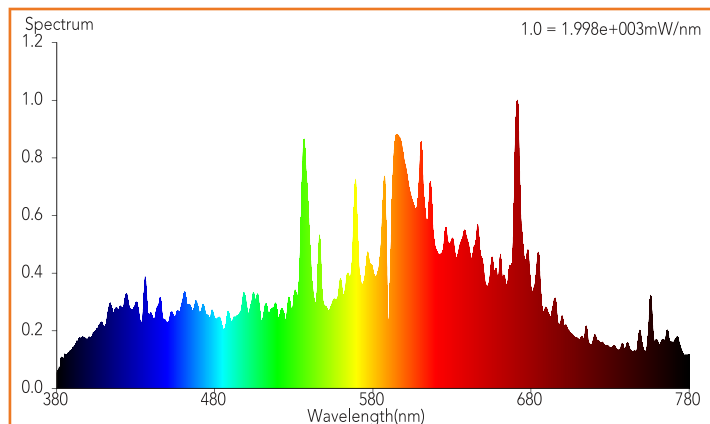


1 Year Warranty

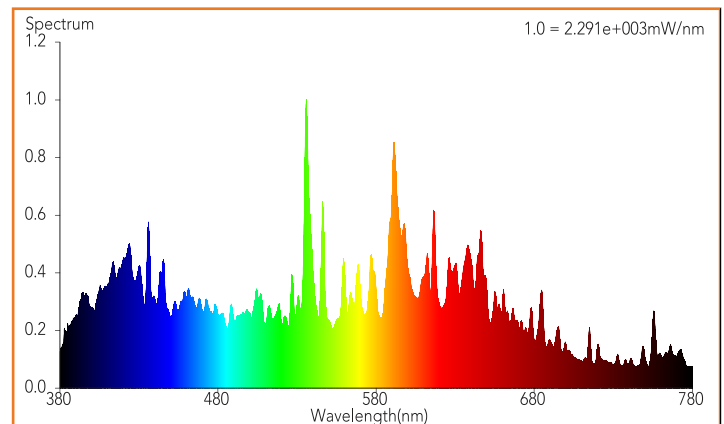


Euro-Gro Double Ended CMH Lamp 630W (PCA)

SPECTRUM (930)



SPECTRUM (942)



Spectral Distribution

DESCRIPTION	ORDER CODE	PAR Value	COLOR TEMP	CRI	RATED LIFE	CASE QTY	PACKAGING DIMENSIONS
EURO- GRO DOUBLE ENDED CMH LAMP 630W (PCA)	CMH01 (930)	1113 $\mu\text{mol/s}$	3200K	90	10000 HRS	12	18.1"(L) x 12.6"(W) x 8.5"(H)
EURO- GRO DOUBLE ENDED CMH LAMP 630W (PCA)	CMH01 (942)	1140 $\mu\text{mol/s}$	4200K	95	10000 HRS	12	18.1"(L) x 12.6"(W) x 8.5"(H)



Alpha Omega Lighting
www.alphaomegalighting.com

347 N. Church Street • Ripley, WV 25271
 Phone: 304-786-4055 • Email: info@alphaomegalighting.com

Specifications are subject to change without notice.
 Updated 9-04-2020