



WALL PACK (WP04)

Applications:

Walkways, building perimeters, parking lots, commercial exteriors, residential exteriors, schools, tunnels, factories and etc.

FEATURES

- Sealed die-casting profile for outdoor applications.
- Casting thermally conducts LED heat to optimize performance and long life.
- Suitable for applications requiring 3G testing prescribed by ANSI C136.31.
- Single CCT 3000K, 4000K and 5000K are available for standard version, also offer the color tunable version, the CCT can be changed to 3000K/4000K/5000K.
- Scalable Lumen Packages from 3,450 to 14,500 Lumens.
- UV stabilized polycarbonate and glass are both available for the optic lens, the professional prismatic design offers a good light distribution control and guarantees the uniformity.
- Universal 120-277 or 347-480 VAC input voltage.
- 1-10V Dimming option.
- Both drivers have a power factor >90%, THD <20%.
- Operating Temperature Range: -40°C to 40°C (-40°F - + 104°F).
- Estimated 50,000-hour LED lifespan based on IES LM-80 results and TM-21 calculations.
- Five-year warranty.

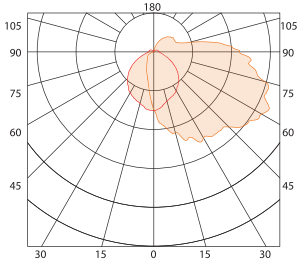


27W/45W/62W/90W/115W




PHOTOMETRICS


PHOTOMETRICS




ACCESSORIES



Photocell
No. PC-JL-120-277V
USE: Photocell is field installed or pre-installed in factory by requesting



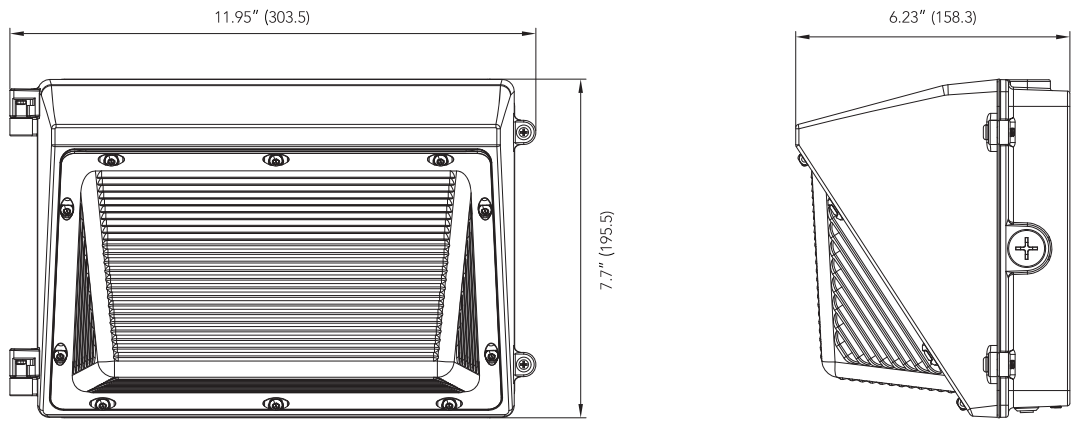
PIR Sensor, 120-277V
USE: Sensor can be pre-installed in factory or field installed



Emergency Battery Backup
USE: It can be pre-installed in factory or field installed
Only suitable for 27W,45W,62W

DIMENSIONS

unit: inch/mm



PERFORMANCE DATA

SYSTEM WATTS	VOLTAGE	CRI	LUMENS (4000K)	LPW (4000K)	LUMENS (5000K)	LPW (5000K)
27W	120-277VAC	70	3450lm	128 lm/W	3450lm	128 lm/W
45W	120-277VAC	70	5600lm	124 lm/W	5600lm	124 lm/W
	347-480VAC	70	5600lm	124 lm/W	5600lm	124 lm/W
62W	120-277VAC	70	7800lm	126 lm/W	7800lm	126 lm/W
	347-480VAC	70	7800lm	126 lm/W	7800lm	126 lm/W
90W	120-277VAC	70	11000m	122 lm/W	11000m	122 lm/W
	347-480VAC	70	11000m	122 lm/W	11000m	122 lm/W
115W	120-277VAC	70	14500m	126 lm/W	14500m	126 lm/W
	347-480VAC	70	14500m	126 lm/W	14500m	126 lm/W

ORDERING GUIDE

Example: AO-WP04-45-LV-50K-D-D-C-P0-M-B

Fixture Type	Wattage	Voltage	CCT	Finish	Dimming	Diffuser (Option)	Photocell (Option)	Sensor (Option)	Emergency Battery (Option)	Internal Code
AO- <input type="text"/>	<input type="text"/>	<input type="text"/>	<input type="text"/>	<input type="text"/>	<input type="text"/>	<input type="text"/>	<input type="text"/>	<input type="text"/>	<input type="text"/>	<input type="text"/>
WP04 Wall Pack Series	27 27W 45 45W 62 62W 90 90W 115 115W	LV 120-277V HV 347-480V	30K 3000K 40K 4000K 50K 5000K DDK Adjustable color temperature	D Dark Bronze B Black W White	D DIM Blank NO DIM	C Plastic Diffuser G Glass Diffuser	P0 With Photocell Blank Without Photocell	M With Sensor Blank Without Sensor	B Emergency Battery Blank Without Emergency Battery	Blank Alphanumeric

NOTES

1. Only 27W, 45W, 62W have Emergency battery option, and emergency batter only suitable for 120-277V valtage.
2. 27W is limited to 120-277V input only.
3. 90W, 115W are limited to dimming only.
4. Only 45W, 62W, 90W have DDK(Adjustable color temperature) option.

MOUNTING



The external portable mounting plate makes installation super easy and simple. There's no need to open fixture housing, nor drill on housing, which greatly minimize the risk of water ingress.